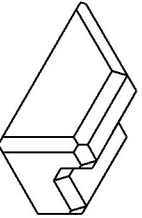
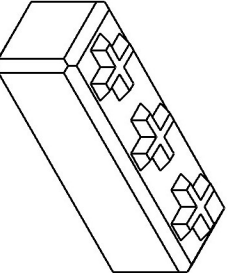
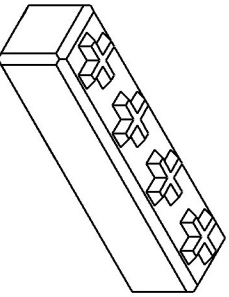
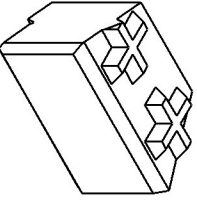
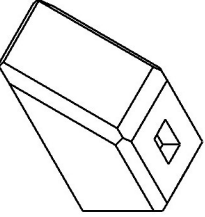
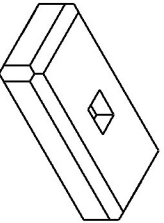
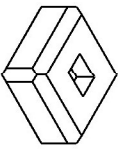
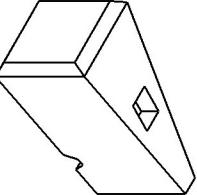
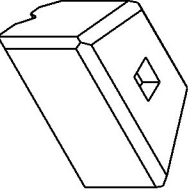
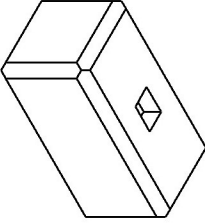
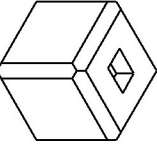
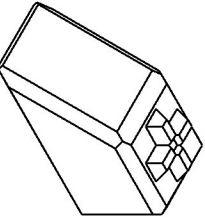
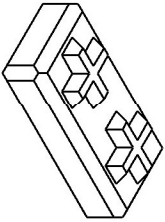
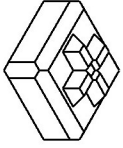
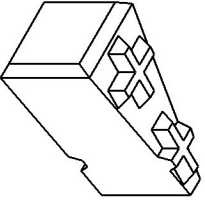
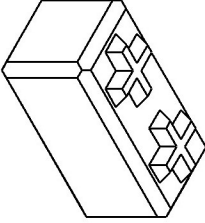
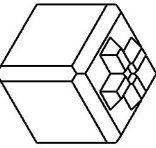
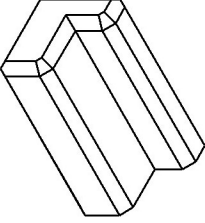
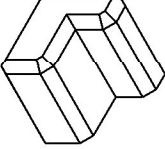
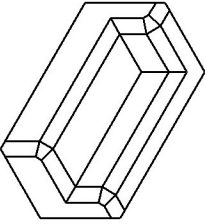
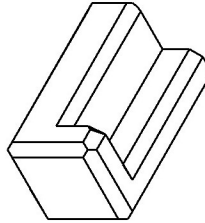
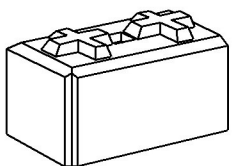
 Right Bench Transition 2.5' x 2.5' x 5' 2800 lbs	 Left Bench Transition 2.5' x 2.5' x 5' 2800 lbs	 3X Beam 2.5' x 2.5' x 7.5' 6480 lbs		 4X Beam 2.5' x 2.5' x 10.0' 8640 lbs	
 Taper 1.25' x 2.5' x 5' 3500 lbs	 Flat Transition 2.5' x 2.5' x 5' 3450 lbs	 Full Flat Cap 1.25' x 2.5' x 5' 2150 lbs	 Half Flat Cap 1.25' x 2.5' x 2.5' 1075 lbs	 Flat Wedge 2.5' x 2.5' x 5' 3450 lbs	 Flat Taper 1.25' x 2.5' x 5' 3450 lbs
 Full Flat 2.5' x 2.5' x 5' 4300 lbs	 Half Flat 2.5' x 2.5' x 2.5' 2150 lbs	 Transition 2.5' x 2.5' x 5' 3500 lbs	 Full Cap 1.25' x 2.5' x 5' 2160 lbs	 Half Cap 1.25' x 2.5' x 2.5' 1080 lbs	 Wedge 2.5' x 2.5' x 5' 3450 lbs
 Full 2.5' x 2.5' x 5' 4320 lbs	 Half 2.5' x 2.5' x 2.5' 2160 lbs	 Full Bench 2.5' x 2.5' x 5' 3400 lbs	 Half Bench 2.5' x 2.5' x 2.5' 1600 lbs	 Right Corner Bench 2.5' x 2.5' x 5' 3500 lbs	 Left Corner Bench 2.5' x 2.5' x 5' 3500 lbs



ULTRABLOCK, INC.

815 N.E. 172nd Ave.
VANCOUVER, WA 98684
800-377-3877 PH
360-694-0281 FAX